



***FLOMORE***


*Different By Design*

***Glass Tubing  
and  
Accessories***

# Glass

## Red Line Glass

Part Number	Dimensions (inches)
1D12E	5/8 x 12
1D14.75E	5/8 x 14.75
1D20E	5/8 x 20
1D24E	5/8 x 24
1D36E	5/8 x 36
1D48E	5/8 x 48
1D50E	5/8 x 50
1D60E	5/8 x 60
1D72E	5/8 x 72
1E24E	3/4 x 24
1E36E	3/4 x 36
1E48E	3/4 x 48
1E60E	3/4 x 60
1E72E	3/4 x 72
Extra Heavy Red Line Glass	
1D24EXX	5/8 x 24
1D36EXX	5/8 x 36
1D48EXX	5/8 x 48
1D60EXX	5/8 x 60



## Maximum Pressures

Length (inches)	Clear Glass	Red Line Glass	Heavy Clear Glass	Extra Heavy Red Line Glass	Extra Heavy clear Glass
12	370	370	600	600	600
24	290	290	470	580	580
36	220	220	360	500	500
48	175	175	285	350	350
60	135	135	220	265	265
72	100	100	150	175	175

Working pressures are based off information from the provider of this product.


NOTE: No corrosion at 150°F

## Clear Glass

Clear Glass	
Part Numbers	Dimensions (inches)
1D24C	5/8 x 24
1D36C	5/8 x 36
1D48C	5/8 x 48
1D60C	5/8 x 60
1D72C	5/8 x 72
Extra Heavy Clear Glass	
1D24CX	5/8 x 24
1D36CX	5/8 x 36
1D48CX	5/8 x 48
1D60CX	5/8 x 60
1D72CX	5/8 x 72
Extra Extra Heavy Clear Glass	
1D24CXX	5/8 x 24
1D36CXX	5/8 x 36
1D48CXX	5/8 x 48
1D60CXX	5/8 x 60
1D72CXX	5/8 x 72


Recommended for extra high pressures

# Glass Accessories




## Gauge Cocks

\*Sold in sets of 2



Item #	Part #	# Req'd.	Description
1	20-250-03	1	½"NPT x ⅝" Glass
1	20-254-03	1	¾"NPT x ¾" Glass
2	15470	1	⅝" Square Cut Washer (Buna)
	15469		⅝" Square Cut Washer (Viton)
	15472		¾" Square Cut Washer (Buna)
3	15473	1	¾" Brass Washer
	15474		⅝" Stainless Steel Washer
4	15475	1	¾" Brass Nut
	15476		⅝" Brass Nut

*Recommended Spare Parts*



## Glass Cutter

Part Number	Description
GCH-13520	Glass Cutter
GCH-13600-5	Replacement Wheel and Pin

*Recommended Spare Parts*

## Plastic Tube

Part Number	Dimensions (inches)
1D72P	⅝ x 72
1E72P	¾ x 72

## Extra Heavy Plastic Tube

Part Number	Dimensions (inches)
1D72PX	⅝ x 72

*Recommended for extra high pressures*

## Tube Brush

Part Number	Description
15466	⅝" x 48" Tube Brush

## Glass Guard

Part Number	Dimensions (inches)
15424	24"
15436	36"
15448	48"
15572	72"

*Made of pliable 18-gauge aluminum*

# ***FLOMORE***

## ***Richart Distributors, Inc.***

### ***Corporate Office***

3415 South I-35 Service Road  
Oklahoma City, OK 73129  
1-866-843-5654  
Fax: (405) 619-3007  
Richart@flomore.com

### ***Dickinson Branch***

533 East Villard Suite B  
Dickinson, ND 58601  
(701) 483-8267  
Fax: (701) 483-8268

### ***Kilgore Branch***

#### ***Cardon Sales Company, LLC***

820 South Commerce Street  
Kilgore, TX 75662  
(903) 984-3070  
Fax: (903) 984-7901  
THunt@cardonsales.com

### ***Louisiana Branch***

#### ***Cardon Sales Company, LLC***

213 Cummings Road  
Broussard, LA 70518  
(337) 839-1704  
Fax: (337) 839-1706  
bcardon@cardonsales.com

### ***Odessa Branch***

#### ***Patterson Equipment Sales, Inc.***

1610 S. Regal Avenue  
Odessa, TX 79763  
(432) 332-3345  
Fax: (432) 332-3348  
chad@pattersonsalesinc.com

